**BELGIQUE**
**LUXEMBOURG**
FACOM Belgique S.A/NV
Weihoek 4
1930 Zaventem
BELGIQUE
✆ : (02) 714 09 00
Fax : (02) 721 24 11

**DANMARK**
**FINLAND**
**ISLAND**
**NORGE**
**SVERIGE**
FACOM NORDEN A/S
Navervej 16B
7451 SUNDS
DANMARK
✆ : (45) 971 444 55
Fax : (45) 971 444 66

**DEUTSCHLAND**
FACOM GmbH
Postfach 13 22 06
42049 Wuppertal
Otto-Wells-Straße 9
42111 Wuppertal
DEUTSCHLAND
✆ : (0202) 270 63 0
Fax : (0202) 270 63 50

**ESPAÑA**
**PORTUGAL**
FACOM Herramientas SRL
Poligono industrial de Vallecas
C/.Luis 1°, s/n-Nave 95 - 2°Pl.
28031 Madrid
ESPAÑA
✆ : 91 778 21 13
Fax : 91 778 27 53

**ITALIA**
USAG Gruppo FACOM
Via Volta 3
21020 Monvalle (VA)
ITALIA
✆ : (0332) 790 111
Fax : (0332) 790 602

**NEDERLAND**
FACOM Gereedschappen BV
Kamerlingh Onnesweg 2
Postbus 134
4130 EC Vianen
NEDERLAND
✆ : (0347) 372 334
Fax : (0347) 376 020

**SINGAPORE**
**FAR EAST**
FACOM Tools FAR EAST Pte Ltd
15 Scotts Road
Thong Teck Building #08.01.02
Singapore 228218
SINGAPORE
✆ : (65) 732 0552
Fax : (65) 732 5609

**SUISSE**
**ÖSTERREICH**
**MAGYARORSŹAG**
**ČESKA REP.**
FACOM S.A./AG
12 route Henri-Stéphan
1762 Givisiez/Fribourg
SUISSE
✆ : (4126) 466 42 42
Fax : (4126) 466 38 54

**UNITED KINGDOM**
**EIRE**
FACOM Tools LTD
Bridge Wharf - Bridge Road
CHERTSEY - SURREY KT16-8LJ
UNITED KINGDOM
✆ : (01932) 566 099
Fax : (01932) 562 653

**UNITED STATES**
FACOM TOOLS Inc.
3535 West 47th Street
Chicago Illinois 60632
U.S.A.
✆ : (773) 523 1307
Fax : (773) 523 2103

**FRANCE & INTERNATIONAL**
Société FACOM
6-8, rue Gustave Eiffel B.P.99
91423 Morangis cedex
FRANCE
✆ : 01 64 54 45 45
Fax : 01 69 09 60 93
http://www.facom.fr

IPV 01 69 04 66 66

FACOM®

*En France, pour tous renseignements techniques sur l'outillage à main, téléphonez au 01 64 54 45 14*

# V.101MA
# V.101MC



- Perceuse Ø10 mm
- Drill Ø10 mm
- Bohrmaschine Ø10 mm
- Boormachine Ø10 mm
- Taladradora Ø10 mm
- Trapano Ø10 mm

Notice d'instructions
Instruction manual
Bedienungsanleitung
Gebruiksaanwijzing
Manual de instrucción
Istruzioni per l'utilizzo

**NU-V.101/98**

FACOM®

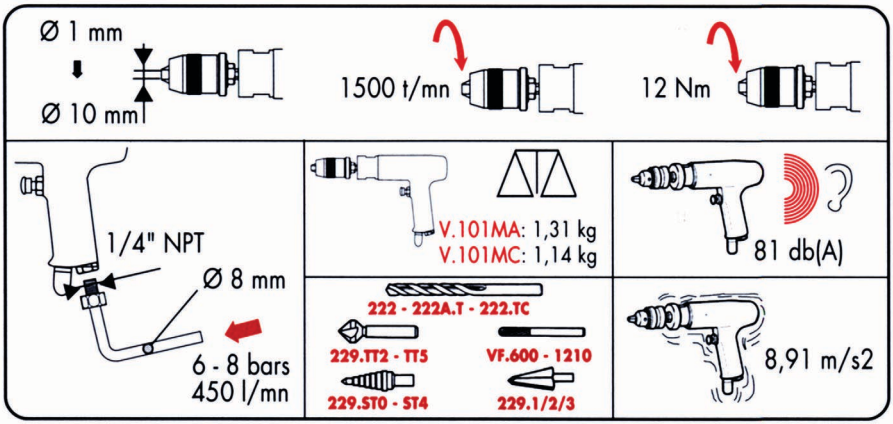



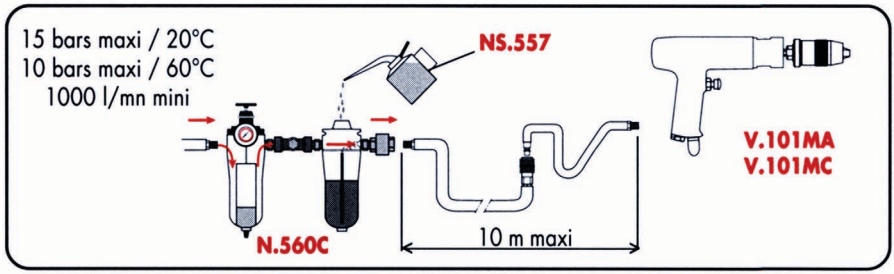

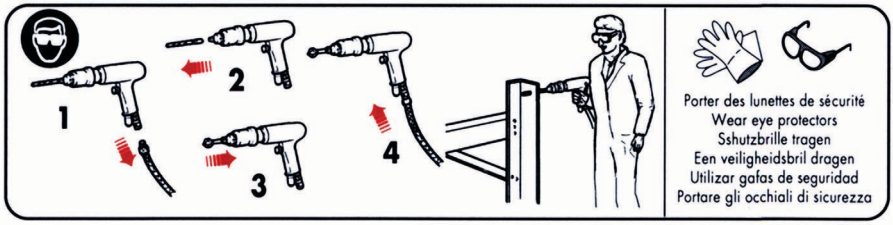

Pour garder la machine en bon état, remplacer les pièces d'usure toutes les 200 heures d'utilisation.
To keep the machine in proper working order, change wear parts after 200 hours to use.
Um die Maschine in gutem Zustand zu erhalten, Gebrauchsteile alle 200 Betriebsstunden austauschen.
Om deze machine in goede staat te houden, dienen de aan slitage onderhevige onderdelen na 200 uren gebruik te worken verwisseld.
Para mantener la maquina en buen estado, cambiar las piezas de desgaste despues de 200 horas de utilización.
Per mantenere la macchina in buono stato, cambiare le parti d'usura dopo 200 ore di funzionamento.

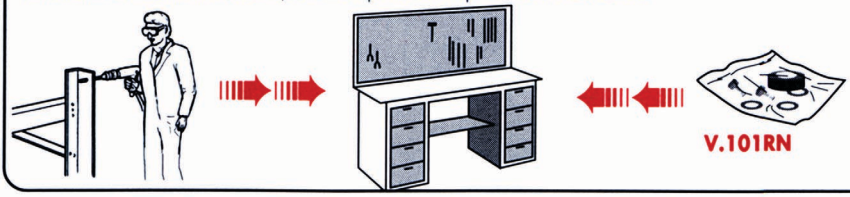




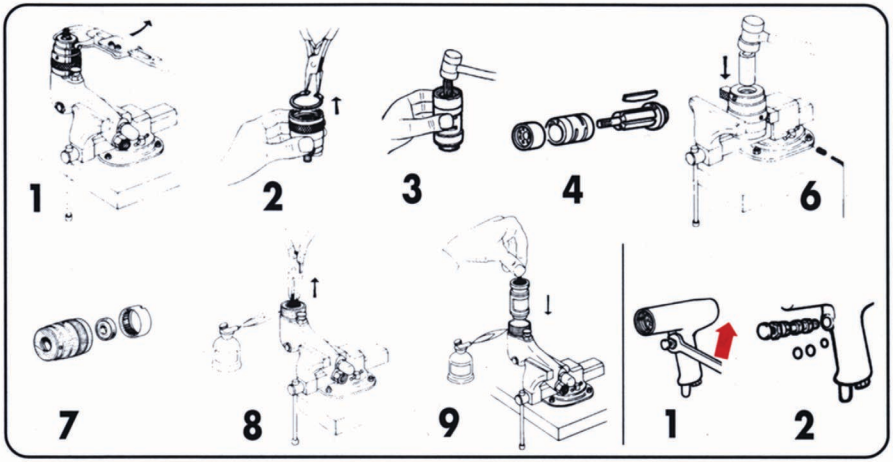


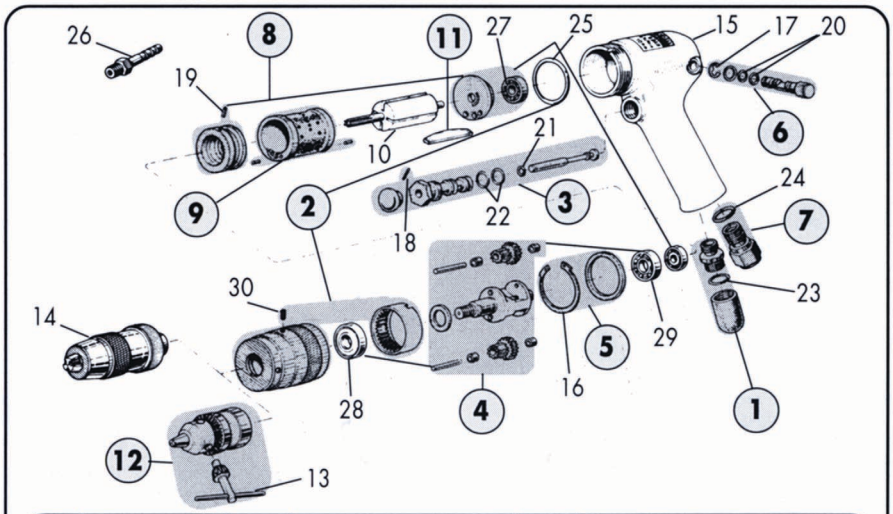


| | | | | | |
|---|---|---|---|---|---|
| 1 | V.101SE1 | 11 | V.80-046J4 | 21 | BAGUE.R00494-178 |
| 2 | V.101SE2 | 12 | V.100A1 | 22 | BAGUE.R00890-190 (2) |
| 3 | V.101SE3 | 13 | V.100A2 | 23 | BAGUE.R01350-150 |
| 4 | V.101SE4 | 14 | V.100A3 | 24 | BAGUE.R01400-250 |
| 5 | V.101SE5 | 15 | V.100-001 | 25 | BAGUE.R03000-315 |
| 6 | V.101SE6 | 16 | ANNEAU.848-038 | 26 | NBD.1 |
| 7 | V.101SE7 | 17 | ANNEAU.863-060 | 27 | ROULEMENT.626 (2) |
| 8 | V.80SE3 | 18 | GOUP.E,2-10 | 28 | ROULEMENT.6001Z |
| 9 | V.80SE4 | 19 | GOUP.E,2,5-6 (3) | 29 | ROULEMENT.EE3 |
| 10 | V.80-044 | 20 | BAGUE.R00490-190 (2) | 30 | VIS.STHC,M5x6T |